


















Birch, Paper

(Tall Tree)

-  Type: Deciduous Tree
-  Height: 50 - 70'
-  Spread: 25 - 50'
-  Form: Rounded
-  Growth Rate: Medium
-  Life Expectancy: Short
-  USDA Zone: 2 - 7
-  Root Pattern: Shallow Lateral
-  Sun: Full to Partial
-  Soil Texture: Sand to Silty Clay, grows best in moist wooded slopes & along streams
-  Topography: Upland
-  Plant Community: Forest
-  Origin: MSA Zone 1, 2, 3, 4, 5, 6, MN, N. America
-  Also known as White Birch or Canoe Birch
-  Most often used for ornamental plantings
-  Needs cool protected sites
-  Grown for handsome bark and fall color
-  Bark used for canoes

