
















Chokecherry

(Short Tree & Cherry)

-  Type: Deciduous Tree or Shrub
-  Height: 20 - 25'
-  Spread: 10 - 20'
-  Form: Rounded
-  Growth Rate: Fast
-  Life Expectancy: Short
-  USDA Zone: 2 - 5, Drought & Heat Tolerant
-  Root Pattern: Deep Lateral
-  Sun: Full to Partial
-  Soil Texture: Sandy Loam to Silty Clay
-  Topography: Upland
-  Plant Community: Forest, Savannah, Forest Edge, Old Field
-  Origin: MSA Zone 1, 2, 3, 4, 5, 6, MN, N. America
-  Harvest: Late Season
-  Fruit Size: $\frac{1}{2}$ "
-  Fruit Color: Red to Purple
-  Edible: Yes
-  Flavor: Very astringent taste, somewhat sour / bitter
-  Use: Prized for jellies, baking & wine
-  Shelf Life: Medium to Long
-  Pollinator Required: Yes
-  Birds love it!
-  Small freely suckering tree

