
















Pine, Scotch

(Transplant)

-  Type: Evergreen, Conifer
-  Height: 30-50'
-  Spread: 30 - 40'
-  Form: Conical
-  Growth Rate: Medium
-  Life Expectancy: Medium
-  USDA Zone: 3 - 8
-  Root Pattern: Deep Lateral
-  Sun: Full
-  Soil Texture: Sand to Sandy Clay Loam, Well-Drained
Soil
-  Topography: Upland
-  Plant Community: Forest
-  Origin: Non-North America
-  Needle: Two stout, twisted needles per fascicle, $1 \frac{1}{2}$ - 3" long, blue/green with distinct stomata bands
-  Attractive orange bark on upper trunk & main branches

