

















# Poplar, Hybrid

(Tall Tree)

-  Type: Deciduous Tree
-  Height: 60 - 80'
-  Spread: 30 - 40'
-  Form: Pyramidal Shape
-  Growth Rate: Fast
-  Life Expectancy: Short
-  USDA Zone: 3 - 5
-  Root Pattern: Shallow Lateral
-  Sun: Full
-  Soil Texture: Sand to Loam
-  Topography: Upland, Lowland (Flood Prone/Stable Water)
-  Plant Community: Grassland
-  Origin: University of MN
-  A cotton less cottonwood
-  A seedless hybrid
-  Good roadside tree but susceptible to canker



