

















Spruce, Black Hills

(Transplant & Potted)

-  Type: Evergreen, Conifer
-  Height: 30 - 50'
-  Spread: 20 - 35'
-  Form: Conical, Dense & Shapley
-  Growth Rate: Medium
-  Life Expectancy: Long
-  USDA Zone: 3 - 6
-  Root Pattern: Shallow Lateral
-  Sun: Full to Partial
-  Soil Texture: Loamy Sand to Clay
-  Topography: Upland
-  Plant Community: Forest, Old Field
-  Origin: North America
-  Needle: Short, $1/3 - \frac{3}{4}$ ", dark-green, 4-sided, crown shaped needles
-  Great for windbreaks
-  Very winter resistant

